








Finke Gardens & Nursery

Ash Alternatives


	height	width
Northern Catalpa 	40-50'	25- 30'
Farges Catalpa	20-30'	20-30'
Purple Catalpa	40-50'	25-30'
Kentucky Coffeetree 	45-55'	25-35'
Windover Ginkgo	40-50'	30-40'
Princeton Sentry Ginkgo	60-70'	20-30'
Street Keeper Honeylocust 	35-45'	20'
Goldenrain Tree	25-30'	20-25'
American Hophornbeam 	20-25'	15-20'
Exclamation London Planetree	50-60'	20-30'
Shawnee Brave Bald Cypress	40-50'	15-20'
Bald Cypress	45-50'	20-25'
Green Vase Zelkova	40-50'	30-40'
Greenspire Linden	40-45'	25-30'
American Sentry Linden 	30-40'	25-30'
Sterling Silver Linden	35-45'	25-35'

 = NATIVE

for more see <https://finkegardens.com/trees-shrubs/ash-alternatives>



Bald Cypress



Catalpa



**Frans Fontaine
Hornbeam**



Finke Gardens & Nursery

Ash Alternatives

	height	width
Royal Frost Birch	30-40'	15-20'
Frontier Elm	20-25'	10-15'
New Horizon Elm 	50-60'	30-40'
Trident Maple	25-30'	20-25'
Shantung Maple	20-25'	20-25'
Slender Silhouette Sweet Gum	40-50'	6-8'
Moraine Sweet Gum	35-40'	20-25'
Frans Fontaine Hornbeam	25-30'	8-10'
Hackberry 	40-50'	25-35'
Bur Oak 	50-60'	50-55'
Overcup Oak	50-60'	40-50'
Red Oak 	50-60'	40-45'
Swamp White Oak	40-50'	30-40'
Sawtooth Oak	35-45'	20-25'
Columnar English Oak	45-50'	10-20'
Regal Prince Oak	45-50'	10-20'
Shingle Oak	40-50'	30-35'
Shumard Oak	40-60'	30-40'

 = NATIVE


for more see <https://finkegardens.com/trees-shrubs/ash-alternatives>



**Kentucky
Coffeetree**



Red Oak



Regal Prince Oak